


# HUSTLE



*Review the "Gold-to-Silver Rule" on Page 2 before playing!*


**Players:** 1

**Playing Tokens:** None


**Objective:** Steal the diamond without breaking it all away!



## How to Play:

- 1) Thoroughly shuffle the Betski™ deck.
- 2) Place **EIGHT** cards on the table, face up, in the shape of a diamond. These will be referred to as "**Diamond Stacks**".



- 3) Once placed, draw a **single card** from the Betski™ deck.
- 4) **If able**, the drawn card may be placed on **any viable Diamond Stack** (card or stack of cards within the Diamond) using the Gold-to-Silver Rule. Refer to Page 2 for additional instructions on how to make proper Gold-to-Silver Rule card placements.
- 5) If the card **CANNOT** be played on any of the **Eight Diamond Stacks**, it is then discarded, and the player must also choose **ONE** of the **Eight Diamond Stacks** forming the diamond shape to be discarded as well (the entire stack).
- 6) Repeat **steps 3-5** until you have drawn **every** card in the deck, or you have discarded **all Eight Diamond Stacks**.
- 7) The game is **won** once every card in the deck has been played on at least one remaining Diamond Stack (at least one Diamond Stack remains after all cards have been drawn).
- 8) The game is **lost** if every piece of the diamond has been "broken off" (discarded).





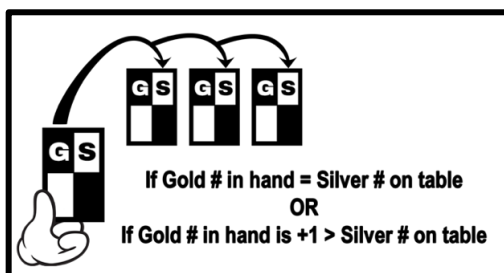
# BETSKI CARD BASICS

- There are 49 individual cards in every Betski™ deck.
- Each deck contains every possible combination of “Gold & Silver” numbers 3 through 9.
- Looking at the **top** of each card, players will see a **GOLD NUMBER (Left)** and a **SILVER NUMBER (Right)**.
  - For improved player visibility, each card has an identical top and bottom set of numbers.

## GOLD-TO-SILVER RULE:

*This rule will be applicable to all Original Betski™ games unless stated otherwise in the individual game instructions.*

- **GOLD NUMBERS (left)** are to **ONLY** be used (played) **while being held in the player’s hand**.
- **SILVER NUMBERS (right)** are to **ONLY** be used (played on) once a card has **been placed on the table**.
- **GOLD NUMBERS** that are **EQUAL TO, OR ONE NUMBER HIGHER THAN** the **SILVER NUMBERS** of cards on the table **can be placed on top of the viable card(s) on the table**.
- **Examples of Viable Card placements:**
  - If a **GOLD number 5** is in the player’s hand, they can place the card on top of a **SILVER 5 OR a SILVER 4** card located on the table.
  - If the player is holding a **GOLD number 7**, they can place the card on top of a **SILVER 7 OR a SILVER 6** card located on the table.



- **IMPORTANT:** This system applies to all other numbers **EXCEPT** for a **GOLD 3**, which can be placed on top of a **SILVER 9 OR a SILVER 3**.
  - Players must **NEVER** place a **GOLD 9** on a **SILVER 3**.
- If a player **cannot** make a move using the Gold-to-Silver Rule, follow the instructions of the game you are playing for the next step(s).
- For more game info and video walkthroughs, go to [betskigame.com/howtoplay](https://betskigame.com/howtoplay)

